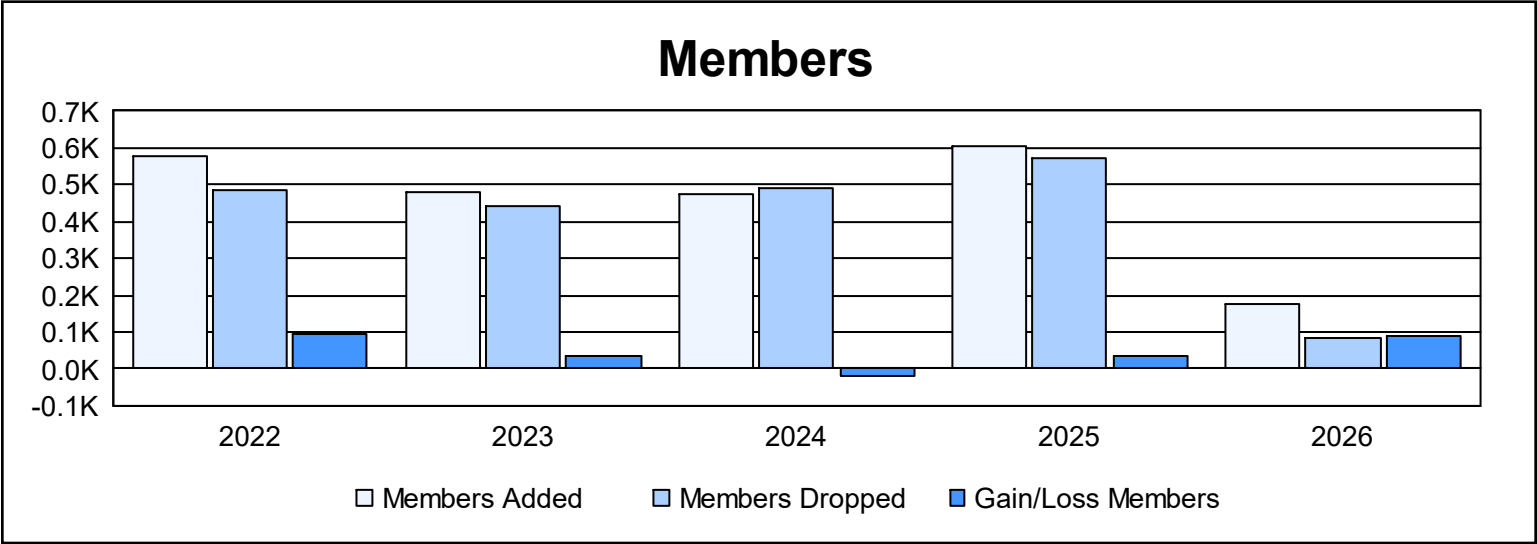
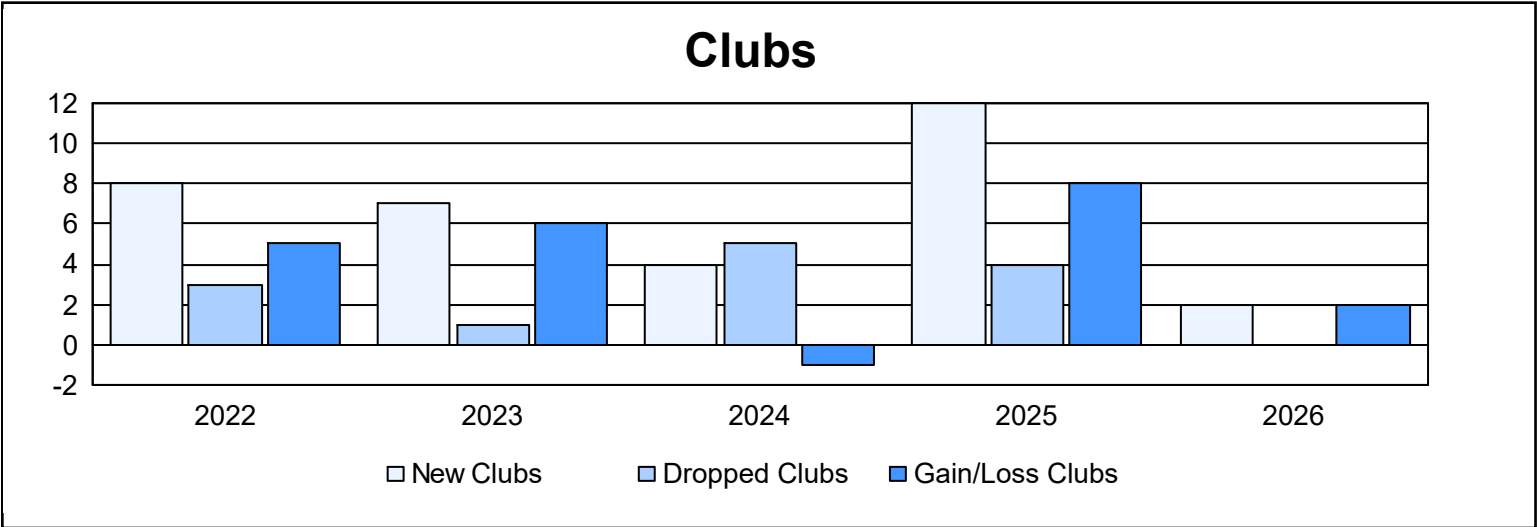
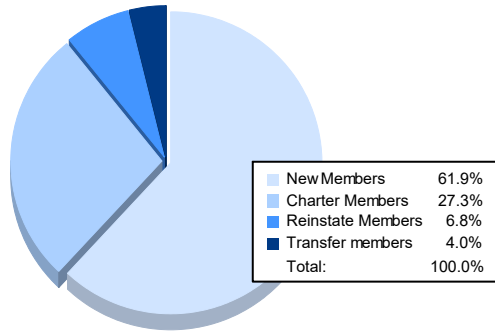


| Year | New Clubs | Dropped Clubs | Gain/ Loss Clubs | New Members | Charter Members | Reinstate Members | Transfer Members | Total Member Added | Total Members Dropped | Gain/ Loss Members |
|-----------|-----------|---------------|------------------|-------------|-----------------|-------------------|------------------|--------------------|-----------------------|--------------------|
| 2021-2022 | 8 | 3 | 5 | 328 | 228 | 12 | 11 | 579 | 484 | 95 |
| 2022-2023 | 7 | 1 | 6 | 271 | 192 | 13 | 2 | 478 | 441 | 37 |
| 2023-2024 | 4 | 5 | -1 | 335 | 110 | 20 | 10 | 475 | 492 | -17 |
| 2024-2025 | 12 | 4 | 8 | 278 | 288 | 11 | 29 | 606 | 572 | 34 |
| 2025-2026 | 2 | 0 | 2 | 109 | 48 | 12 | 7 | 176 | 85 | 91 |
| Average | 7 | 3 | 4 | 264 | 173 | 14 | 12 | 463 | 415 | 48 |



Membership Composition

November 2025 Cumulative



Gender Composition

November 2025 Cumulative

